



ELL Virtual Learning

# 9th - 12th Newcomer English

Tuesday, April 21, 2020



Lesson: Tuesday, April 21, 2020

## Objectives:

1. Students will practice Speaking by repeating vocabulary and/or phrases spoken by the teacher.
2. Students will practice Listening while watching and listening to the video of the class lesson.
3. Students will demonstrate their ability to Read in English by following along with the teacher as she covers a page from from the textbook and/or workbook.
4. Students will show their understanding of written English when they practice Writing out their work at home on separate sheet of paper.



# Newcomer English

Presented to you by

Mrs. Lamas

martes el 21 de abril



*¡Sí tu puedes!*



*Daily Virtual Lessons  
Lecciones Virtuales*





Video

Open the link below. Listen, Repeat, and Answer.

Abre el enlace debajo. Escucha, Repite y Responde

Video





1. Each day you will have a video to watch.
2. The video will have a picture from our book.
3. You will hear my voice giving you directions to repeat and answer questions.
4. Some days, I will show you a workbook activity for us to do together.
5. There will also be links to vocabulary activities.



1. Cada día vas a mirar un video.
2. El video va a tener un foto de nuestro libro.
3. Tú vas a escuchar mi voz dando a ti direcciones para repetir y contestar preguntas.
4. Algunos días, voy a mostrar una página del libro de trabajo con actividades que nosotros vamos a hacer juntos.
5. También, va a estar enlaces para hacer actividades de vocabulario por el Internet.



# Objectives:



1. Students will practice Speaking by repeating vocabulary and/or phrases spoken by the teacher.
2. Students will practice Listening while watching and listening to the video of the class lesson.
3. Students will demonstrate their ability to Read in English by following along with the teacher as she covers a page from the textbook and/or workbook.
4. Students will show their understanding of written English when they practice Writing out their work at home on separate sheet of paper.





# Objetivos:



1. Estudiantes van a practicar Oratoria por repetir vocabulario y/o frases hablado por la maestra.
2. Estudiantes van a practicar la Oida cuando mirando y escuchando al video de la lección de clase.
3. Estudiantes van a demostrar su capacidad para Leer en inglés cuando están siguiendo la maestra mientras la forra la página del texto.
4. Estudiantes van a mostrar su conocimiento del inglés escrito mientras practicando su Escrito en papel a la casa.





*Tuesday, April 21st*  
*Lesson /Lección*  
*martes el 21 de abril*



*Can Do Statements:*

- 1. I can repeat and answer questions*
- 2. I can show my understanding of vocabulary in context.*

- 1. Yo puedo repetir y responder preguntas.*
- 2. Yo puedo mostrar mi conocimiento de vocabulario en texto*



# *Warm-Up/Calentamiento*

## Food/Comida

cherries

cookies

celery

oranges

oil

turkey

toast

tea

dessert

breakfast

## Vocabulary

### Money

1 Listen to your teacher. Say what is in the wallet.

wallet



This is a one dollar bill.



nickel

This is ten cents.



This is a five dollar bill.



This is a twenty dollar bill.



dime



penny

This is eleven cents.



quarter

This is twenty-five cents.



ten dollars

one dollar

This is eleven dollars.


#### Use Money Words

Work with a partner.  
Point out bills and coins.

These are coins.



## Use Money Words

 Work with a partner.  
Point out bills and coins.



These are coins.



# Identify the coins/Identifica la moneda



# Add up the coins/Añade las monedas




# Add up the coins/Añade las monedas



16 cents

$$1+5+5+5=16$$






40 cents


$$25+10+5=40$$



# Add up the coins/Añade las monedas



# Add up the coins/Añade las monedas



$$25+25+25+25= 100$$

\$1

One dollar



$$25+50+50+100=225$$

\$2.25

Two dollars and 25 cents

Play the Money Game. Can you  
identify the money?

Juega el Juego de Moneda.  
¿Puedes identificar la moneda?

QUIZLET

☆  
 $\sqrt{123}$




☆  
STUDY  
HARD!

☆  
¡Fantástico!

☆  
Reflexión:

1. ¿Qué aprendes este día?
  2. ¿Cuáles de las actividades te gusta más?
- ☆  
+ x =



☆ ¡Colorín Colorado esta lección se  
ha terminada!

☆ Hasta miércoles el 22 de abril.

